

2021 Australian Doubles Open

Mixed Doubles Open

Box 1

| | 1. | 2. | 3. |
|-------------------------------------|------------|------------|------------|
| 1. [1] Tamika HUNT Rhys DOWLING | | 11-6, 11-7 | 11-4, 11-3 |
| 2. [8] Selena SHAIKH Brad FREEME | 6-11, 7-11 | | 11-6, 11-3 |
| 3. Heather PILLEY Miles TILL | 4-11, 3-11 | 6-11, 3-11 | |

| Standings | Points | Wins | Losses | Games | Game Pts |
|------------------------|--------|------|--------|--------------|------------------|
| 1. [1] DOWLING / HUNT | 4 | 2 | 0 | 4 - 0 (100%) | 44 - 20 (68.75%) |
| 2. [8] FREEME / SHAIKH | 2 | 1 | 1 | 2 - 2 (50%) | 35 - 31 (53.03%) |
| 3. TILL / PILLEY | 0 | 0 | 2 | 0 - 4 (0%) | 16 - 44 (26.67%) |

Box 2

| | 1. | 2. | 3. |
|--|------------------|------------------|------------------|
| 1. [2] Jenny DUNCALF Matthew HOPKIN | | 11-9, 7-11, 11-6 | 11-3, 11-4 |
| 2. [7] Alex HAYDON Joseph WHITE | 9-11, 11-7, 6-11 | | 5-11, 11-4, 7-11 |
| 3. Melissa MARTIN Jeff OSBORNE | 3-11, 4-11 | 11-5, 4-11, 11-7 | |

| Standings | Points | Wins | Losses | Games | Game Pts |
|-------------------------|--------|------|--------|----------------|------------------|
| 1. [2] HOPKIN / DUNCALF | 4 | 2 | 0 | 4 - 1 (80%) | 51 - 33 (60.71%) |
| 2. OSBORNE / MARTIN | 2 | 1 | 1 | 2 - 3 (40%) | 33 - 45 (42.31%) |
| 3. [7] WHITE / HAYDON | 0 | 0 | 2 | 2 - 4 (33.33%) | 49 - 55 (47.12%) |

Box 3

| | 1. | 2. | 3. |
|--|------------------|------------------|------------|
| 1. [4] Rachael GRINHAM Jordan TILL | | 3-11, 11-6, 11-7 | 11-1, 11-3 |
| 2. [5] Sarah CARDWELL Nathan TURNBULL | 11-3, 6-11, 7-11 | | 11-6, 11-6 |
| 3. Jessica OSBORNE Nicholas CALVERT | 1-11, 3-11 | 6-11, 6-11 | |

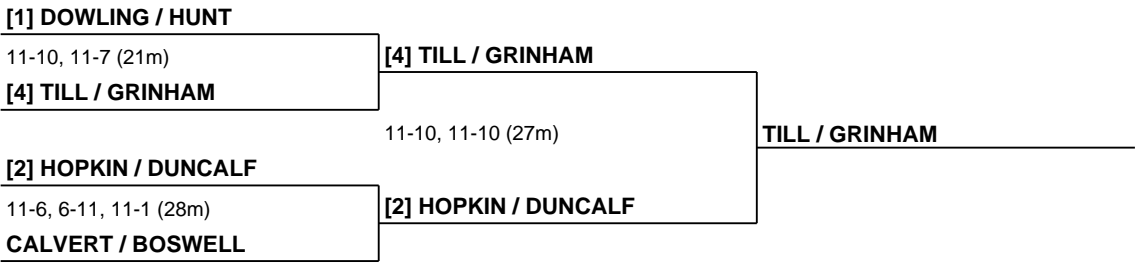
| Standings | Points | Wins | Losses | Games | Game Pts |
|----------------------------|--------|------|--------|-------------|------------------|
| 1. [4] TILL / GRINHAM | 4 | 2 | 0 | 4 - 1 (80%) | 47 - 28 (62.67%) |
| 2. [5] TURNBULL / CARDWELL | 2 | 1 | 1 | 3 - 2 (60%) | 46 - 37 (55.42%) |
| 3. CALVERT / OSBORNE | 0 | 0 | 2 | 0 - 4 (0%) | 16 - 44 (26.67%) |

Box 4

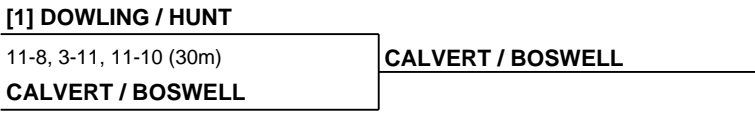
| | 1. | 2. | 3. |
|--|------------------|------------------|------------------|
| 1. [3] Colette SULTANA Bryan LIM | | 11-7, 4-11, 11-5 | 6-11, 6-11 |
| 2. [6] Jess TURNBULL Jason VAN DER WALT | 7-11, 11-4, 5-11 | | 6-11, 11-7, 11-9 |
| 3. Vicky BOSWELL Thomas CALVERT | 11-6, 11-6 | 11-6, 7-11, 9-11 | |

| Standings | Points | Wins | Losses | Games | Game Pts |
|--------------------------------|--------|------|--------|-------------|------------------|
| 1. CALVERT / BOSWELL | 2 | 1 | 1 | 3 - 2 (60%) | 49 - 40 (55.06%) |
| 2. [6] VAN DER WALT / TURNBULL | 2 | 1 | 1 | 3 - 3 (50%) | 51 - 53 (49.04%) |
| 3. [3] LIM / SULTANA | 2 | 1 | 1 | 2 - 3 (40%) | 38 - 45 (45.78%) |

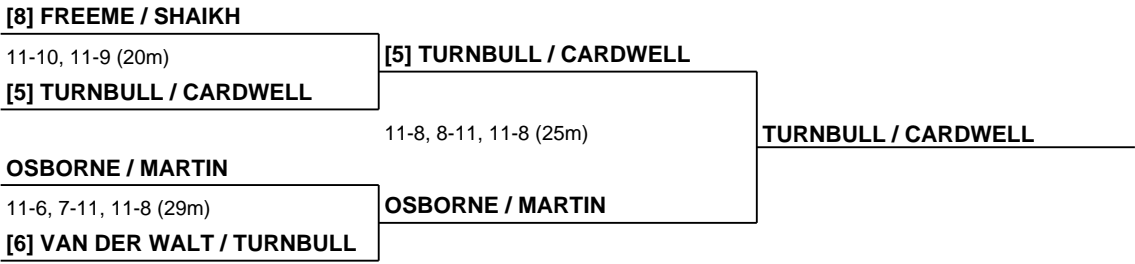
1/2 Playoff



3/4 Playoff



5/6 Playoff



7/8 Playoff

[8] FREEME / SHAIKH

9-11, 11-7, 11-10 (25m)

[6] VAN DER WALT / TURNBULL

FREEME / SHAIKH

9/10 Playoff

TILL / PILLEY

11-8, 11-6 (14m)

CALVERT / OSBORNE

CALVERT / OSBORNE

11-7, 11-6 (16m)

[7] WHITE / HAYDON

11-7, 11-8 (13m)

[3] LIM / SULTANA

[7] WHITE / HAYDON

WHITE / HAYDON

11/12 Playoff

TILL / PILLEY

11-7, 11-8 (44m)

[3] LIM / SULTANA

LIM / SULTANA