

2022127 GROWTHPOINT SUPER SENIOR IPT
65 / 70 B CUP

Box 1

| | | | | 1. | 2. | 3. |
|--|--|--|-----------|------|------|------|
| | | | 1. MP 65A | | 4-11 | 11-6 |
| | | | 2. EC 65B | 11-4 | | 13-2 |
| | | | 3. WC 65D | 6-11 | 2-13 | |


| Standings | Points | Wins | Losses | Sets | Games |
|-----------|--------|------|--------|------------------|-------------------|
| 1. EC 65B | 24 | 2 | 0 | 14 - 6 (70%) | 101 - 71 (58.72%) |
| 2. MP 65A | 15 | 1 | 1 | 10 - 12 (45.45%) | 87 - 107 (44.85%) |
| 3. WC 65D | 8 | 0 | 2 | 8 - 14 (36.36%) | 98 - 108 (47.57%) |

Box 2

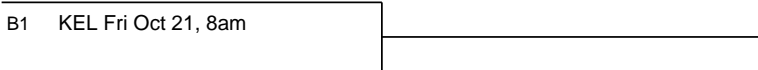
| | | | | 1. | 2. | 3. | 4. |
|--|--|--|-----------|------|------|------|------|
| | | | 1. FS 65A | | 6-11 | 5-12 | 0-15 |
| | | | 2. GA 65A | 11-6 | | 4-11 | 1-15 |
| | | | 3. WC 70C | 12-5 | 11-4 | | 3-14 |
| | | | 4. WC 65C | 15-0 | 15-1 | 14-3 | |

| Standings | Points | Wins | Losses | Sets | Games |
|-----------|--------|------|--------|------------------|--------------------|
| 1. WC 65C | 44 | 3 | 0 | 29 - 4 (87.88%) | 199 - 80 (71.33%) |
| 2. WC 70C | 26 | 2 | 1 | 16 - 18 (47.06%) | 144 - 140 (50.7%) |
| 3. GA 65A | 16 | 1 | 2 | 11 - 22 (33.33%) | 107 - 171 (38.49%) |
| 4. FS 65A | 11 | 0 | 3 | 11 - 23 (32.35%) | 115 - 174 (39.79%) |


1/2 Playoff



3/4 Playoff



5/6 Playoff



7/8 Playoff

